


POP

the  
Minimal Pairs  
Balloons

PREVOCALIC  
VOICING



# Preparation & Directions

Preparation: Print all pages and cut along the black lines – each page contains two pages of the book. Laminate and bind together by either hole punching with key rings or with a binding machine.

Auditory Discrimination Directions: Give your student a small ball of play dough, a dry erase marker, or have your student use his finger. Instruct your student to pop the balloon with the picture he hears you say. Example: “Pop ‘Peach’” and your student smashes the ball of play dough, dabs with a dry erase marker, or touches with his finger the balloon with the peach picture and not the beach picture.


Speech Production Directions: Give your student a ball of play dough, a dry erase marker, or have your student use his finger. Instruct your student to name the pictures on both of the balloons before popping them.

POP

the  
Boy's  
Balloons!

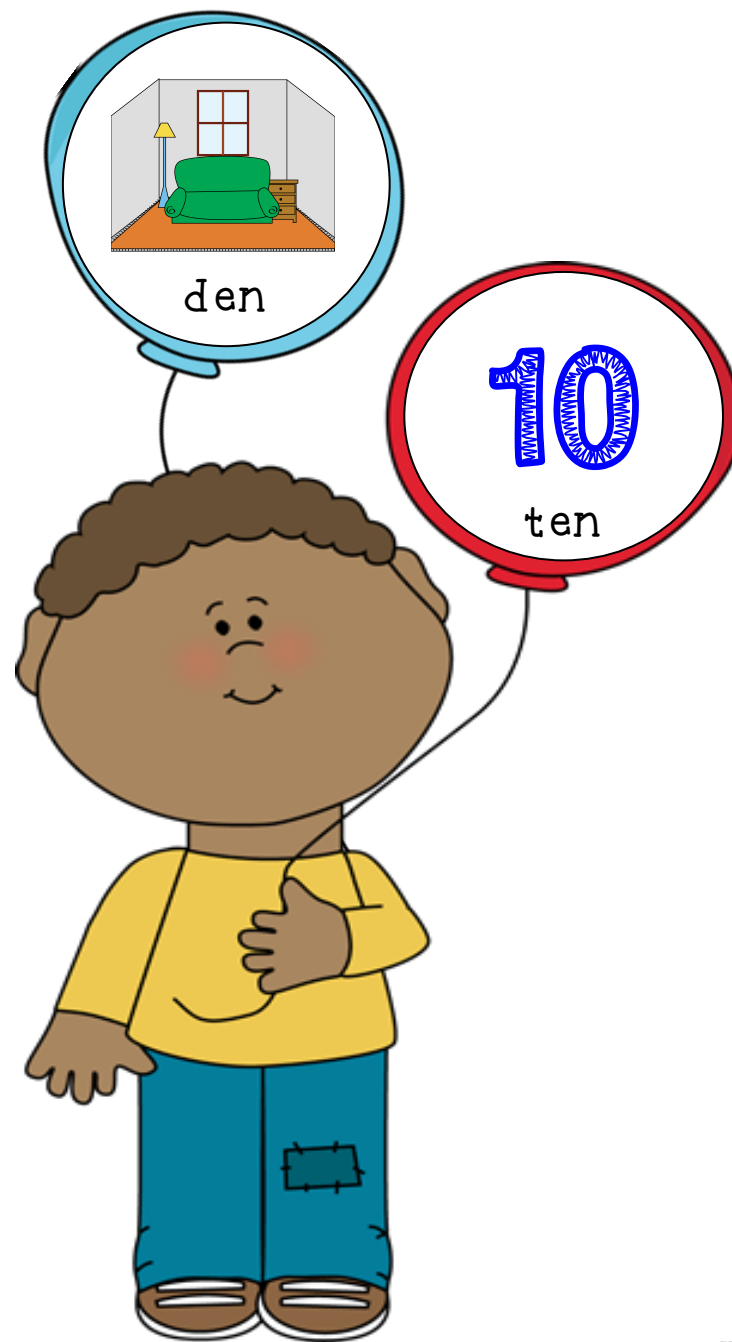
Prevocalic  
Voicing

Sounds  
differing  
in voice








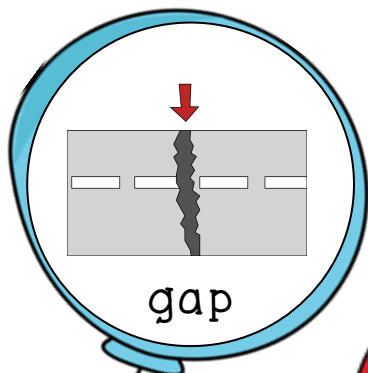
You popped all  
the balloons!


Great Work!













pig




big





peach



beach







Need more phonological  
processes?  
Check out the full  
product!

You may also like  
these Minimal Pairs  
activities!



Thank  
you

Thank you so much for your  
purchase!

Please consider leaving [feedback](#) on this product! I'd love to  
know what you think!



Follow my store on [TpT](#) for info on new items and  
future sales. All new items are **50% off** for the  
first 48 hours!

## Please Respect My Terms of Use


**This product is for single, personal use only.**

Please purchase a multiple user license to give a friend or direct  
them to my TpT store: SLP Tree

This item cannot be redistributed, edited, sold, or posted on the  
Internet without first gaining permission from the author. Please  
contact me if you wish to be granted special permissions!


[theslptree@gmail.com](mailto:theslptree@gmail.com)

© Sara Roberts, M.A., CCC-SLP  
SLP Tree 2017

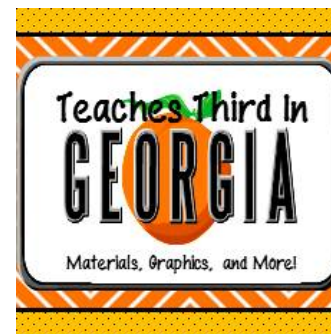


Thank  
you

## Credits



Graphics Created by Chirp Graphics  
<https://www.teacherspayteachers.com/Store/Chirp-Graphics>



Graphics Created by TeachesThirdInGeorgia  
<http://teachesthirdingorgia.blogspot.com/>

Luckey Fonts by  
Luckeypond

<https://www.teacherspayteachers.com/Store/Luckeyfrog>



Graphics Created by A Little Piece of Africa  
<http://www.teacherspayteachers.com/Store/A-Little-Peace-Of-Africa>

MyCuteGraphics

<http://www.mycutegraphics.com>



Background by RebeccaB Designs  
<http://www.teacherspayteachers.com/Store/RebeccaB-Designs>